

LED DOWNLIGHT SYSTEM

TLE

series



The Technilux (TLE) downlight series comes with many different diameters, light intensities and light distribution. This allows you to choose a perfect model for different architectural requirements.

technilux

LED DOWNLIGHT SYSTEM

TLE series

THREE TYPES OF OPTICS TO SUIT DIFFERENT APPLICATIONS:

Once installed the 8D and 8F from the E-Lite range are IP65 rated, for protection against dust, moisture & insects. Perfect for internal installation. Our 8R models are IP40 rated for protection against solid objects.



TLE F-SERIES

The F-Series includes a diffuser making it the perfect solution for general flood lighting.

TLE R-SERIES

The reflector and diffuser is for anti-glare lighting effect.



TLE D-SERIES

The D-Series with reflector is for high ceilings and accent lighting.



- Thermally engineered heatsink is robust and offers cooler operation
- Twist and lock interchangeable mounting rings
- 5 Year warranty
- Visual comfort

TLE series

APPLICATIONS

Thanks to the TLE's unrivaled performance and longevity, along with the range of models in the series, it can be utilised in a range of vastly different settings.



COMMERCIAL



INDUSTRIAL



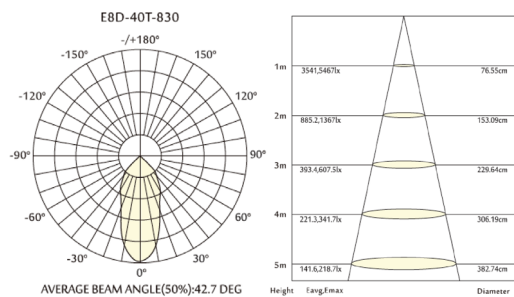
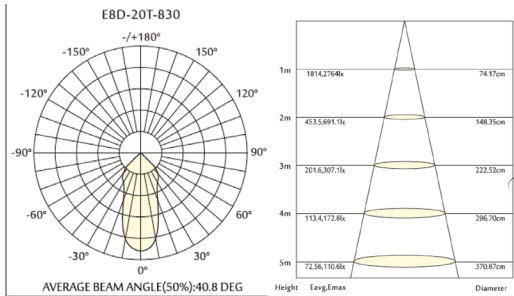
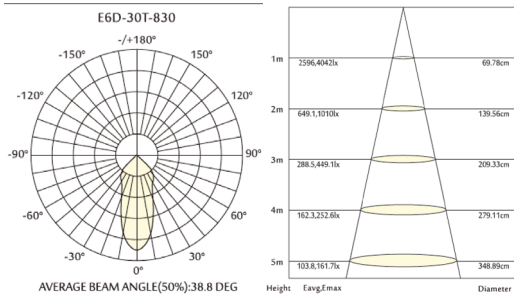
RETAIL



TLE D-SERIES



- IP65 After installation. Protects luminaire from dust, bugs and moisture.
- Thermally engineered heatsink is robust and offers cooler operation
- Twist and lock interchangeable mounting rings for simple installation
- Flexible mounting clip accommodates 1mm to 35mm ceiling thickness avoids damage to ceiling during installation
- Perfect for High ceilings
- Large cut-off reflector for visual comfort with a glare cut-off angle of 40 degrees
- 40 degree medium beam
- 5 Year warranty



TLE4D

TLE4D-10T 1000Lm Models

Code	LED Output	Downlight Output	LED Power	System Power	CRI	CCT
TLE4D-10T-830-20	1300 lm	1050 lm	13W	16W	83	3000K
TLE4D-10T-840-20	1400 lm	1100 lm	13W	16W	83	4000K
TLE4D-10T-830-40	1300 lm	1050 lm	13W	16W	83	3000K
TLE4D-10T-840-40	1400 lm	1100 lm	13W	16W	83	4000K

TLE4D-13T 1600Lm Models

Code	LED Output	Downlight Output	LED Power	System Power	CRI	CCT
TLE4D-10T-830-20	1300 lm	1050 lm	13W	16W	83	3000K
TLE4D-10T-840-20	1400 lm	1100 lm	13W	16W	83	4000K
TLE4D-10T-830-40	1300 lm	1050 lm	13W	16W	83	3000K
TLE4D-10T-840-40	1400 lm	1100 lm	13W	16W	83	4000K

TLE6D

TLE6D-20T 2000Lm Models

Code	LED Output	Downlight Output	LED Power	System Power	CRI	CCT
TLE6D-20T-830	2800 lm	2200 lm	26W	30W	83	3000K
TLE6D-20T-840	3000 lm	2400 lm	26W	30W	83	4000K

TLE6D-30T 3000Lm Models

Code	LED Output	Downlight Output	LED Power	System Power	CRI	CCT
TLE6D-30T-830	4000 lm	3200 lm	38W	42W	83	3000K
TLE6D-30T-840	4200 lm	3400 lm	38W	42W	83	4000K

TLE8D

TLE8D-20T 2000Lm Models

Code	LED Output	Downlight Output	LED Power	System Power	CRI	CCT
TLE8D-20T-830	2800 lm	2200 lm	26W	30W	83	3000K
TLE8D-20T-840	3000 lm	2400 lm	26W	30W	83	4000K

TLE8D-30T 3000Lm Models

Code	LED Output	Downlight Output	LED Power	System Power	CRI	CCT
TLE8D-30T-830	4000 lm	3200 lm	38W	42W	83	3000K
TLE8D-30T-840	4200 lm	3400 lm	38W	42W	83	4000K

TLE8D-40T 3000Lm Models

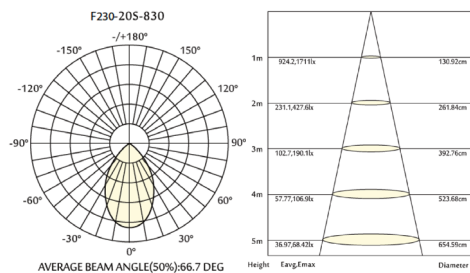
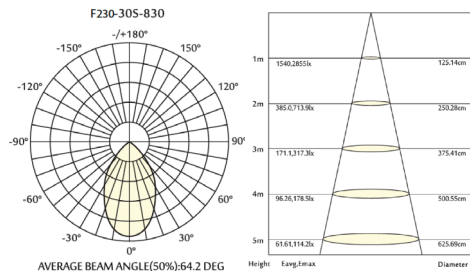
Code	LED Output	Downlight Output	LED Power	System Power	CRI	CCT
TLE8D-40T-830	5700 lm	4600 lm	52W	57W	83	3000K
TLE8D-40T-840	6000 lm	4800 lm	52W	57W	83	4000K

TLE series

TLE F-SERIES



- IP40 After installation
- Thermally engineered heatsink is robust and offers cooler operation
- Twist and lock interchangeable mounting rings
- Flexible mounting clip accommodates 1mm to 35mm ceiling thickness avoids damage to ceiling during installation
- High grade diffusers provides uniform light
- 60 degree wide beam
- Glareless reflector for visual comfort, cut-off angle 25 degrees
- 5 Year warranty



TLE4F

TLE4F-13SN 1300Lm Models



Code	LED Output	Downlight Output	LED Power	System Power	CRI	CCT
TLE4F-13SN-830	1500 lm	1200 lm	13W	16W	83	3000K
TLE4F-13SN-840	1600 lm	1300 lm	13W	16W	83	4000K

TLE6F

TLE6F-20SN 2000Lm Models



Code	LED Output	Downlight Output	LED Power	System Power	CRI	CCT
TLE6F-20SN-830	2500 lm	2000 lm	19W	22W	83	3000K
TLE6F-20SN-840	2700 lm	2200 lm	19W	22W	83	4000K

TLE6F-30SN 3000Lm Models

Code	LED Output	Downlight Output	LED Power	System Power	CRI	CCT
TLE6F-30SN-830	4300 lm	3500 lm	35W	40W	83	3000K
TLE6F-30SN-840	4500 lm	3700 lm	35W	40W	83	4000K

TLE8F

TLE8F-20SN 2000-2200Lm Models



Code	LED Output	Downlight Output	LED Power	System Power	CRI	CCT
TLE8F-20SN-830	2500 lm	2000 lm	19W	22W	83	3000K
TLE8F-20SN-840	2700 lm	2200 lm	19W	22W	83	4000K

TLE8F-30SN 3000Lm Models

Code	LED Output	Downlight Output	LED Power	System Power	CRI	CCT
TLE8F-30SN-830	4300 lm	3500 lm	35W	40W	83	3000K
TLE8F-30SN-840	4500 lm	3700 lm	35W	40W	83	4000K

DRIVERS

TLE8F-20SN / TLE8F-20SN-830 / TLE8F-20SN-840 :

TRIDONIC LCI 20W 700mA TEC SR or LC 20W 700mA xC SR SNC

TLE8F-30SN / TLE8F-30SN-830 / TLE8F-30SN-840 :

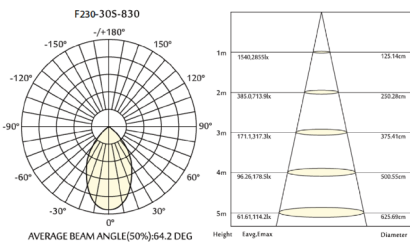
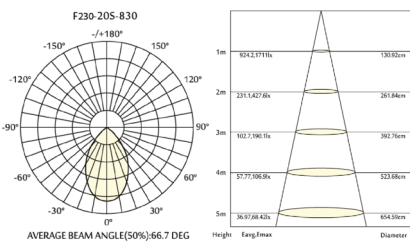
TRIDONIC LCI 35W 1050mA TEC SR or LC 45W 1050mA xC SR SNC

TLE series

TLE R-SERIES



- IP65 After installation. Protect luminaire from dust, bugs and moisture
- Thermally engineered heatsink is robust and offers cooler operation
- Twist and lock interchangeable mounting rings
- Flexible mounting clip accommodates 1mm to 35mm ceiling thickness avoids damage to ceiling during installation
- High grade diffusers provides uniform light as well as greatly illuminating the environment
- 80 degree flood beam
- 5 Year warranty



TLE4R

TLE4R-13SN 1300Lm Models

127

Code	LED Output	Downlight Output	LED Power	System Power	CRI	CCT
TLE4R-13SN-830	1500 lm	1200 lm	13W	16W	83	3000K
TLE4R-13SN-840	1600 lm	1300 lm	13W	16W	83	4000K

TLE6R

TLE6R-20SN 2000Lm Models

175

Code	LED Output	Downlight Output	LED Power	System Power	CRI	CCT
TLE6R-20SN-830	2500 lm	2000 lm	19W	22W	83	3000K
TLE6R-20SN-840	2700 lm	2200 lm	19W	22W	83	4000K

TLE6R-30SN 3000Lm Models

Code	LED Output	Downlight Output	LED Power	System Power	CRI	CCT
TLE6R-30SN-830	4300 lm	3500 lm	35W	40W	83	3000K
TLE6R-30SN-840	4500 lm	3700 lm	35W	40W	83	4000K

TLE8R

TLE8R-20SN 2000Lm Models

205

Code	LED Output	Downlight Output	LED Power	System Power	CRI	CCT
TLE8R-20SN-830	2500 lm	2000 lm	19W	22W	83	3000K
TLE8R-20SN-840	2700 lm	2200 lm	19W	22W	83	4000K

TLE8R-30SN 3000Lm Models

Code	LED Output	Downlight Output	LED Power	System Power	CRI	CCT
TLE8R-30SN-830	4300 lm	3500 lm	35W	40W	83	3000K
TLE8R-30SN-840	4500 lm	3700 lm	35W	40W	83	4000K

DRIVERS

TLE8R-20SN / TLE8R-20SN-830 / TLE8R-20SN-840 :

TRIDONIC LCI 20W 700mA TEC SR or LC 20W 700mA xC SR SNC

TLE8R-30SN / TLE8R-30SN-830 / TLE8R-30SN-840 :

TRIDONIC LCI 35W 1050mA TEC SR or LC 45W 1050mA xC SR SNC

LED DOWNLIGHT SYSTEM

TLE series

MODELS

TLE4D

Code	LED Output	Downlight Output	LED Power	System Power	CRI	CCT
TLE4D-10T-830-20	1300 lm	1050 lm	13W	16W	83	3000K
TLE4D-10T-840-20	1400 lm	1100 lm	13W	16W	83	4000K
TLE4D-10T-830-40	1300 lm	1050 lm	13W	16W	83	3000K
TLE4D-10T-840-40	1400 lm	1100 lm	13W	16W	83	4000K
TLE4D-10T-830-20	1300 lm	1050 lm	13W	16W	83	3000K
TLE4D-10T-840-20	1400 lm	1100 lm	13W	16W	83	4000K
TLE4D-10T-830-40	1300 lm	1050 lm	13W	16W	83	3000K
TLE4D-10T-840-40	1400 lm	1100 lm	13W	16W	83	4000K

TLE6D

Code	LED Output	Downlight Output	LED Power	System Power	CRI	CCT
TLE6D-20T-830	2800 lm	2200 lm	26W	30W	83	3000K
TLE6D-20T-840	3000 lm	2400 lm	26W	30W	83	4000K
TLE6D-30T-830	4000 lm	3200 lm	38W	42W	83	3000K
TLE6D-30T-840	4200 lm	3400 lm	38W	42W	83	4000K

TLE8D

Code	LED Output	Downlight Output	LED Power	System Power	CRI	CCT
TLE8D-20T-830	2800 lm	2200 lm	26W	30W	83	3000K
TLE8D-20T-840	3000 lm	2400 lm	26W	30W	83	4000K

Code	LED Output	Downlight Output	LED Power	System Power	CRI	CCT
TLE8D-30T-830	4000 lm	3200 lm	38W	42W	83	3000K
TLE8D-30T-840	4200 lm	3400 lm	38W	42W	83	4000K

Code	LED Output	Downlight Output	LED Power	System Power	CRI	CCT
TLE8D-40T-830	5700 lm	4600 lm	52W	57W	83	3000K
TLE8D-40T-840	6000 lm	4800 lm	52W	57W	83	4000K

TLE4F

Code	LED Output	Downlight Output	LED Power	System Power	CRI	CCT
TLE4F-13SN-830	1500 lm	1200 lm	13W	16W	83	3000K
TLE4F-13SN-840	1600 lm	1300 lm	13W	16W	83	4000K

TLE6F

Code	LED Output	Downlight Output	LED Power	System Power	CRI	CCT
TLE6F-20SN-830	2500 lm	2000 lm	19W	22W	83	3000K
TLE6F-20SN-840	2700 lm	2200 lm	19W	22W	83	4000K

Code	LED Output	Downlight Output	LED Power	System Power	CRI	CCT
TLE6F-30SN-830	4300 lm	3500 lm	35W	40W	83	3000K
TLE6F-30SN-840	4500 lm	3700 lm	35W	40W	83	4000K

TLE8F

Code	LED Output	Downlight Output	LED Power	System Power	CRI	CCT
TLE8F-20SN-830	2500 lm	2000 lm	19W	22W	83	3000K
TLE8F-20SN-840	2700 lm	2200 lm	19W	22W	83	4000K

Code	LED Output	Downlight Output	LED Power	System Power	CRI	CCT
TLE8F-30SN-830	4300 lm	3500 lm	35W	40W	83	3000K
TLE8F-30SN-840	4500 lm	3700 lm	35W	40W	83	4000K

TLE4R

Code	LED Output	Downlight Output	LED Power	System Power	CRI	CCT
TLE4R-13SN-830	1500 lm	1200 lm	13W	16W	83	3000K
TLE4R-13SN-840	1600 lm	1300 lm	13W	16W	83	4000K

TLE6R

Code	LED Output	Downlight Output	LED Power	System Power	CRI	CCT
TLE6R-20SN-830	2500 lm	2000 lm	19W	22W	83	3000K
TLE6R-20SN-840	2700 lm	2200 lm	19W	22W	83	4000K

Code	LED Output	Downlight Output	LED Power	System Power	CRI	CCT
TLE6R-30SN-830	4300 lm	3500 lm	35W	40W	83	3000K
TLE6R-30SN-840	4500 lm	3700 lm	35W	40W	83	4000K

TLE8R

Code	LED Output	Downlight Output	LED Power	System Power	CRI	CCT
TLE8R-20SN-830	2500 lm	2000 lm	19W	22W	83	3000K
TLE8R-20SN-840	2700 lm	2200 lm	19W	22W	83	4000K

Code	LED Output	Downlight Output	LED Power	System Power	CRI	CCT
TLE8R-30SN-830	4300 lm	3500 lm	35W	40W	83	3000K
TLE8R-30SN-840	4500 lm	3700 lm	35W	40W	83	4000K

WARRANTY

5 year warranty

OPTIONS

MOUNTING RING COLOUR: White Black Grey
 DROP GLASS ACCESSORY: for IP44 Glare control

LED DOWNLIGHT SYSTEM

TLE

technilux

Unit 18/41-49 Norcal Rd,
Nunawading, Vic Australia

tel : +61 39872 7688
e-mail : sales@technilux.com.au

Copyright © 2017 Technilux. All rights reserved.
www.technilux.com.au

The information in this document is subject to change without notice.